

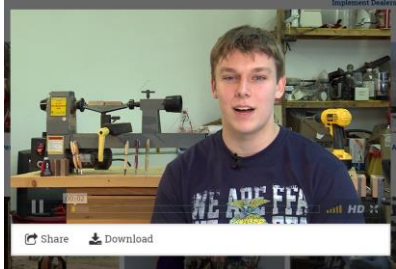










National FFA Educational Resources

Created: 06/2017

Resource	Picture	What it is?	How to access it?
<p><i>My Journey</i></p>		<p>An educational platform designed to deliver the FFA mission online to every student in every classroom, every day. It is comprised of three pages (explore, build and connect) with two sides:</p> <ul style="list-style-type: none"> Teacher- offers lesson plans, current event article, chapter resources, and SAE resources Student- features leadership videos, quizzes, and many more resources to help prepare a student for career success. 	<p># 1</p> <ul style="list-style-type: none"> Log on to FFA.org Scroll mid-way down the main webpage Click on box on the left labeled My Journey Select "For Instructors" <p>#2</p> <ul style="list-style-type: none"> Log on to FFA.org Open "dashboard" (upper right-hand corner) Click on "My Journey" under popular links
<p><i>AgExplorer</i></p>		<p>A platform that allows students to explore the approximately 235 unique careers in agriculture. Students can take a career finder assessment to be matched with careers based on their interests. Students can search through career profiles which are divided amongst the 9 career focus areas. Also, virtual field trips to ag based companies are offered live and on demand with educator's guides.</p>	<p># 1</p> <ul style="list-style-type: none"> Log on to FFA.org Open "dashboard" (upper right-hand corner) Click on "My Journey" under popular links Click on the "explore" circle on My Journey landing page Click on the AgExplorer box on the right Click on "AgExplorer" within the box <p>#2</p> <ul style="list-style-type: none"> Access www.agexplorer.com
<p><i>The FFA Resume Generator</i></p>		<p>Interactive resource that walks students step-by-step through creating a professional resume. The resume can be exported in various formats (Word, PDF, Plain Text, Open Office XML, and OpenDocument Format).</p>	<ul style="list-style-type: none"> Log on to FFA.org Open "dashboard" (upper right-hand corner) Click on "My Journey" under popular links Click on the "build" circle on My Journey landing page Click on the FFA Resume Generator box on the right Click on "FFA Resume Generator" within the box

<p><i>Habitudes</i></p>		<p><i>Habitudes: The Art of Telling Our Story</i> is a resource that is offered free to teachers that will engage students in advocacy and leadership development through a series of images and discussions.</p> <ul style="list-style-type: none"> All at \$0.00 cost 	<p>#1</p> <ul style="list-style-type: none"> Log on to FFA.org Open "dashboard" (upper right-hand corner) Click on "My Journey" under popular links Click on the "connect" circle on My Journey landing page Click on the Habitudes box in the middle column, second box from the top Click on "Interested in the FFA Habitudes book that everyone is talking about?" within the box <p>#2</p> <ul style="list-style-type: none"> Log on to FFA.org Access Shop FFA Search "Habitudes"
<p><i>SAE Idea Cards</i></p>		<p>Updated PDF versions of the current SAE cards offered in the FFA catalog. The purpose of the SAE Idea Cards is to assist students with coming up with ideas for SAEs. There are 360 SAE ideas in nine different focus areas that can be downloaded or used online.</p>	<ul style="list-style-type: none"> Log on to FFA.org Open "dashboard" (upper right-hand corner) Click on "My Journey" under popular links Click on the "explore" circle on My Journey landing page Click on the SAE Idea Cards box in the right column, second box from the top Click on link within the box
<p><i>SAE Videos</i></p>		<p>Videos highlighting diverse SAE projects and gives teachers a resource to help when teaching about SAEs.</p> <ul style="list-style-type: none"> One video is featured on My Journey on the explore page with an accompanying lesson plan every month. 	<ul style="list-style-type: none"> Log on to FFA.org Open dashboard (upper right hand corner) Click on "Resources" under popular links On the resources page, click on "Educators" from the list on the left-hand side Select "Classroom Videos" from the list Click on the "Supervised Agriculture Experience" box on top
<p><i>Day in the Life Videos</i></p>		<p>Videos that give an insight to students about various careers within the agricultural industry.</p>	<ul style="list-style-type: none"> Log on to FFA.org Open "dashboard" (upper right-hand corner) Click on "My Journey" under popular links Click on the "connect" circle on My Journey landing page Click on the Day in the Life box in the right column, second box from the top Click on link within the box

<p><i>Educational Standards Alignment</i></p>	 <p>National FFA Convention & Expo Educational Standards</p> <p>Created: 12/01/15 by the National FFA Organization</p> <p>This document serves as a guideline to assist advisers in planning, attending, and implementing pre- and post-trip activities and work. Standards for the National FFA Convention and Expo are suggested standards based on the projected overall theme, objectives, content and activities of main events. While every standard listed may not be covered during each individual portion of the National FFA Convention and Expo, these lists should serve as a guideline to evaluate and determine educational relevancy for attending the National FFA Convention and Expo.</p> <p>OVERALL STUDENT LEARNING OBJECTIVES</p> <p>After completing these activities, students will:</p> <ol style="list-style-type: none"> 1. Discover and experience premier leadership, personal growth, and career success. 2. Demonstrate and explore leadership and career skills. <p>MAJOR ACTIVITIES CONSIDERED</p> <p>This is not a complete list of all National FFA Convention & Expo activities. Rather a listing of major events throughout the duration of the week.</p> <ol style="list-style-type: none"> 1. Agriculture Fair 2. Award Ceremonies 3. Career Development Events 4. Career Success Tours 5. Exposition Hall (Agricultural Companies and Colleges) 6. General Sessions 7. Leadership Workshops 8. National Days of Service 9. Talent Search/Chorus <p>THESE ACTIVITIES ARE ALIGNED TO THE FOLLOWING STANDARDS:</p> <p>AFNR Performance Element</p> <ul style="list-style-type: none"> • CL.01. Identify how issues, trends, technologies and public policies impact systems in the Agriculture, Food & Natural Resources Career Cluster • CL.02. Identify the natural and man-made of the Agriculture, Food & Natural Resources Career Cluster and the role of agriculture, food and natural resources (AFNR) in society and the economy. • CL.03. Explain and demonstrate the importance of health, safety and environmental management systems in AFNR workplaces. • CL.04. Demonstrate stewardship of natural resources in AFNR activities. • CL.05. Describe career opportunities and means to achieve those opportunities in each of the Agriculture, Food & Natural Resources career pathways, and the systems in the production, processing and management of food, fiber and fuel and the sustainable use of natural resources. • CL.06. Analyze the interaction among all the systems in the production, processing and management of food, fiber and fuel and the sustainable use of natural resources. <p>FFA Proficiency</p> <ul style="list-style-type: none"> • FFA.P.A-Action: Assume responsibility and take the necessary steps to achieve the desired results, no matter what the goal or task at hand. • FFA.P.C-Vision: Visualize the future and how to get there. • FFA.P.E-Execution: Understand personal vision, mission and goals. • FFA.P.C-Continuous Improvement: Accept responsibility for learning and personal growth. • FFA.P.G-Professional Growth: Assume responsibility for attaining and improving upon the skills needed for career. 	<p>Documents to help teachers validate their FFA activities by showing how they are aligned to national educational standards.</p> <ul style="list-style-type: none"> • Examples of activities that are aligned to educational standards are: National FFA convention attendance, 212/360 and WLC conferences, showing at county fairs, banquet planning, and chapter officer meetings, etc. 	<ul style="list-style-type: none"> • Log on to FFA.org • Open dashboard (upper right hand corner) • Click on "Resources" under popular links • On the resources page, click on "Educators" from the list on the left-hand side • Select "Educational Standards Alignment" from the list
<p><i>New Horizons Teaching Guide</i></p>	 <p>NEW HORIZONS</p> <p>THE NEED FEATURES AG 101 ALUMNI NATIONAL OFFICERS SUBMIT YOUR STORY TEACHING</p> <p>TEACHING GUIDES</p> <p>Summer 2017</p> <p>activities are outlined in the following sections: discover, recognize, experience and apply. The activities are aligned to common core-english standards, agriculture, food and natural resources national content standards, life knowledge connections, and career pathways.</p> <p>All FFA New Horizons teaching guides also include appendices, discussion questions, SAE and FFA tips, and PDFs of the articles pages for easy classroom integration.</p>	<p>A teaching resource that follows along with the content in the <i>New Horizons</i> magazine. The teaching guide is released quarterly with each new issue of the magazine.</p>	<ul style="list-style-type: none"> • Access www.ffa.org/newhorizons.org • Click on "Teaching Guides" from the top blue bar
<p><i>CDE/LDE Classroom Resources</i></p>	 <p>Unit 1: Greenhouse Care and Maintenance</p> <p>Lesson One: Materials and Equipment</p> <p>Created: 02/2017 by the National FFA Organization</p> <p>STUDENT LEARNING OBJECTIVES</p> <p>After completing these activities, students will:</p> <ol style="list-style-type: none"> 1. Identify plant materials and equipment that are commonly used in the greenhouse industry. 2. Compare common growing media and evaluate their use in plant production. 3. Discuss the importance of irrigation and the equipment associated with those systems. <p>TEKS REQUIRED: 60-10.00000</p> <p>RESOURCES:</p> <ol style="list-style-type: none"> 1. Floriculture: CDE web page: 2013-2021 2. Consider Rice Hubs as a Media Component, http://www.greenhousemag.com/articles/2013-2021-consider-rice-hubs-as-a-media-component/ 3. Reelaplastic the Pots, http://www.reelaplastic.com/index.cfm?section=home_showroom&pageid=121/index.htm 4. Shry, C. L., & Reilly, M. E. (2011). <i>Introduction Horticulture</i> (9th ed.). Clifton Park, NY: Delmar Cengage Learning. <p>EQUIPMENT AND SUPPLY NEEDS:</p> <ol style="list-style-type: none"> 1. "Materials and Equipment" PowerPoint 2. Sheet of paper for the introduction activity and reflection activity (the same paper can be used for both) 3. If available, the items identified in the PowerPoint (optional) <p>PREVIOUS KNOWLEDGE RECOMMENDED FOR THIS LESSON:</p> <ul style="list-style-type: none"> • None. <p>THESE ACTIVITIES ARE ALIGNED TO THE FOLLOWING STANDARDS:</p> <p>AFNR Performance Element</p> <ul style="list-style-type: none"> • PE.01: Develop and implement crop management plan for a given production goal that accounts for environmental factors. <p>FFA Proficiency</p> <ul style="list-style-type: none"> • FFA.P.A-Action: Assume responsibility and take the necessary steps to achieve the desired results, no matter what the goal or task at hand. • FFA.P.C-Vision: Visualize the future and how to get there. • FFA.P.E-Execution: Understand personal vision, mission and goals. • FFA.P.C-Continuous Improvement: Accept responsibility for learning and personal growth. • FFA.P.G-Professional Growth: Assume responsibility for attaining and improving upon the skills needed for career. <p>NACACTS:</p> <ul style="list-style-type: none"> • AGP01.01 Produce and manage plants in both domesticated and natural environments using application of principles of anatomy and physiology to enhance plant production. • AGP01.02 Examine and apply fundamentals of production and harvesting when producing plants to demonstrate plant production. • AGP01.03 Apply and evaluate the use of plant production and harvesting when producing plants to demonstrate plant production. <p>Common Core - Reading: Informational Text</p> <ul style="list-style-type: none"> • CCSS.ELA-Literacy.RI.9-10.2 Determine a central idea of a text and analyze its development over the course of the text, including how it emerges and is shaped and refined by specific details; provide an objective summary of the text. <p>Common Core - Science: Technical Subjects</p> <ul style="list-style-type: none"> • CCSS.ELA-Literacy.RST.9-10.4 Determine the meaning of symbols, key terms, and other domain-specific words and phrases as they are used in a specific scientific or technical context relevant to grades 9-10 texts and topics. • CCSS.ELA-Literacy.RST.9-10.7 Analyze the main ideas and supporting ideas presented in diverse media and formats, including visually and quantitatively, as well as in digital media. • CCSS.ELA-Literacy.WHST.9-10.9 Draw evidence from informational texts to support analysis, reflection, and research. 	<p>Turn-key resources to help teach the content of the CDE/LDE in the classroom at the basic level. (This is not a "how-to" win the national contest).</p> <ul style="list-style-type: none"> • Floriculture is the first resource completed others will be added as they are developed. 	<p>#1</p> <ul style="list-style-type: none"> • Log on to FFA.org • Open dashboard (upper right hand corner) • Click on "Resources" under popular links • On the resources page, click on "Educators" from the list on the left-hand side • Select "Educator Resources" from the list • Click on the "FFA" box • Click on "CDE/LDE Classroom Resource" <p>#2</p> <ul style="list-style-type: none"> • Log on to FFA.org • Open "dashboard" (upper right-hand corner) • Click on "My Journey" under popular links • Click on the "connect" circle on My Journey landing page • Click on the CDE Lesson box in the left column, third box from the top • Click on "CDE Classroom Resource" within the box

<p><i>Student Handbook</i></p>		<p>The revised and updated student handbook (16th ed.) is now available in both English and Spanish. An advisor's guide, complete with lesson plans and videos are available online.</p> <ul style="list-style-type: none"> • English version available on Shop FFA • Spanish version available online 	<p>Student Handbook:</p> <ul style="list-style-type: none"> • Log on to FFA.org • Access Shop FFA • Search "Student Handbook" <p>Advisor's Guide:</p> <ul style="list-style-type: none"> • Log on to FFA.org • Open dashboard (upper right hand corner) • Click on "Resources" under popular links • On the resources page, click on "Educators" from the list on the left-hand side • Select "Educator Resources" from the list • Click on the "FFA" box • Click on "The Official Student Handbook Advisor's Guide Lessons"
<p><i>AgEd Academy</i></p>		<p>An online learning environment designed to enhance understanding of all components of agricultural education. The teacher modules are designed around the 7 Keys of Local Program Success, content is built to provide agricultural educators with tools for creating and maintaining a successful agricultural education program.</p>	<ul style="list-style-type: none"> • Log on to FFA.org • Open "dashboard" (upper right-hand corner) • Click on "My Journey" under popular links • Click on the "explore" circle on My Journey landing page • Click on the AgEd Academy in the center column, top box • Click on link within the box